



High Performance Power Line Filters for RF Shielded Rooms



TECHNICAL DATA

Single phase / Three phase power line filters

Rated Voltage V_R for two-line filters	250V (line - line) (line - ground)
Rated Voltage V_R for four-line filters	440V (line - line) 250V (line - ground)
Rated Current I_R	See Characteristics (referred to +40°C ambient temperature)
Rated Frequency f_R	50 / 60 Hz
Test Voltage	1000Vdc/2s (line – line) 1000Vdc/2s (line – ground)
Voltage drop / phase ΔV	<1% (of V_R at 50Hz and I_R)
Leakage current $I_{Leakage}$	See Characteristics (at 400/230 and 50Hz)
Climatic category	25 / 070 /21

High Performance Power Line Filters for RF Shielded Rooms

40 GHz VERSIONS

Type	I _R (A)	I leakage (A)	Dim. Diagram	Insertion loss (dB)
DL-2160A-C1-1	2 X 16	0.2	1	100dB, 14K-40GHz
DL-2320A-C1-1	2 X 32	0.2	1	100dB, 14K-40GHz
DL-2500A-C1-1	2 X 50	0.2	1	100dB, 14K-40GHz
DL-2630A-C1-1	2 X 63	0.2	1	100dB, 14K-40GHz
DL-2700A-C1-1	2 X 70	0.2	1	100dB, 14K-40GHz
DL-2101A-C1-1	2 X 100	0.5	2	100dB, 14K-40GHz
DL-2151A-C1-1	2 X 150	1	3	100dB, 14K-40GHz
DL-2201A-C1-1	2 X 200	1	3	100dB, 14K-40GHz
DL-2301A-C1-1	2 X 300	1	3	100dB, 14K-40GHz
DL-2451A-C1-1	2 X 450	1	3	100dB, 14K-40GHz
DL-4160A-C1-1	4 X 16	0.2	4	100dB, 14K-40GHz
DL-4320A-C1-1	4 X 32	0.2	4	100dB, 14K-40GHz
DL-4500A-C1-1	4 X 50	0.2	4	100dB, 14K-40GHz
DL-4630A-C1-1	4 X 63	0.2	4	100dB, 14K-40GHz
DL-4700A-C1-1	4 X 70	0.2	4	100dB, 14K-40GHz
DL-4101A-C1-1	4 X 100	0.5	5	100dB, 14K-40GHz
DL-4151A-C1-1	4 X 150	1	6	100dB, 14K-40GHz
DL-4201A-C1-1	4 X 200	1	6	100dB, 14K-40GHz
DL-4301A-C1-1	4 X 300	1	6	100dB, 14K-40GHz
DL-4451A-C1-1	4 X 450	1	6	100dB, 14K-40GHz
DL-2160A-B1-1	2 X 16	0.2	1	100dB, 100K-40GHz
DL-2320A-B1-1	2 X 32	0.2	1	100dB, 100K-40GHz
DL-2500A-B1-1	2 X 50	0.2	1	100dB, 100K-40GHz
DL-2630A-B1-1	2 X 63	0.2	1	100dB, 100K-40GHz
DL-2700A-B1-1	2 X 70	0.2	1	100dB, 100K-40GHz
DL-2101A-B1-1	2 X 100	0.5	2	100dB, 100K-40GHz
DL-2151A-B1-1	2 X 150	1	3	100dB, 100K-40GHz
DL-2201A-B1-1	2 X 200	1	3	100dB, 100K-40GHz
DL-2301A-B1-1	2 X 300	1	3	100dB, 100K-40GHz
DL-2451A-B1-1	2 X 450	1	3	100dB, 100K-40GHz
DL-4160A-B1-1	4 X 16	0.2	4	100dB, 100K-40GHz
DL-4320A-B1-1	4 X 32	0.2	4	100dB, 100K-40GHz
DL-4500A-B1-1	4 X 50	0.2	4	100dB, 100K-40GHz
DL-4630A-B1-1	4 X 63	0.2	4	100dB, 100K-40GHz
DL-4700A-B1-1	4 X 70	0.2	4	100dB, 100K-40GHz
DL-4101A-B1-1	4 X 100	0.5	5	100dB, 100K-40GHz
DL-4151A-B1-1	4 X 150	1	6	100dB, 100K-40GHz
DL-4201A-B1-1	4 X 200	1	6	100dB, 100K-40GHz
DL-4301A-B1-1	4 X 300	1	6	100dB, 100K-40GHz
DL-4451A-B1-1	4 X 450	1	6	100dB, 100K-40GHz

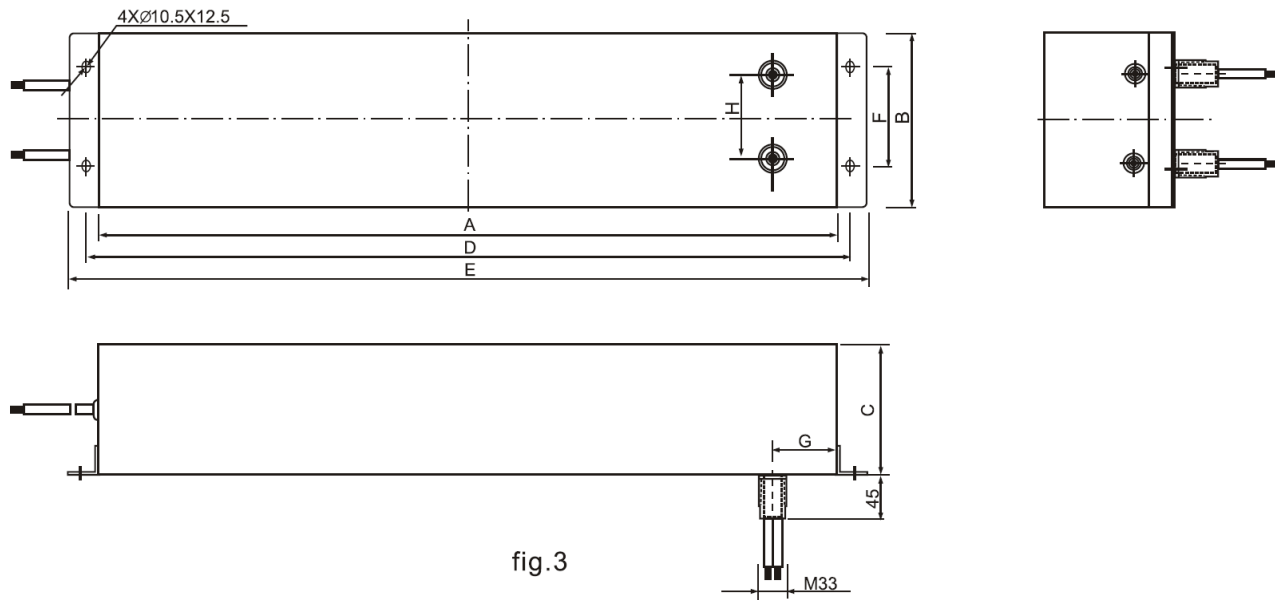
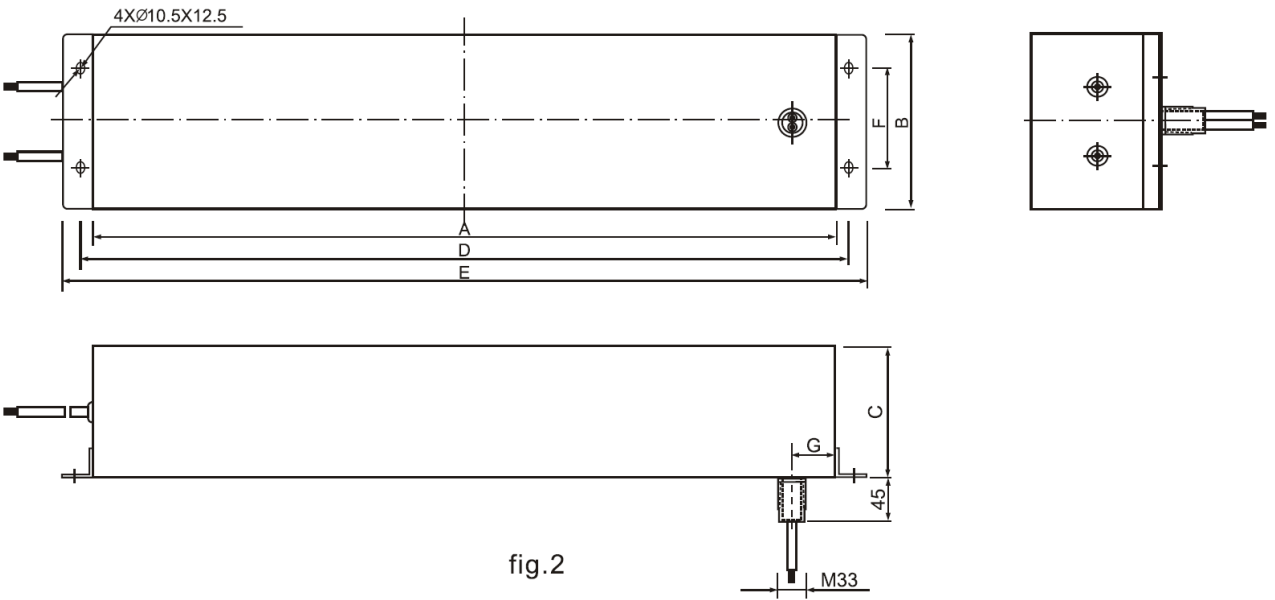
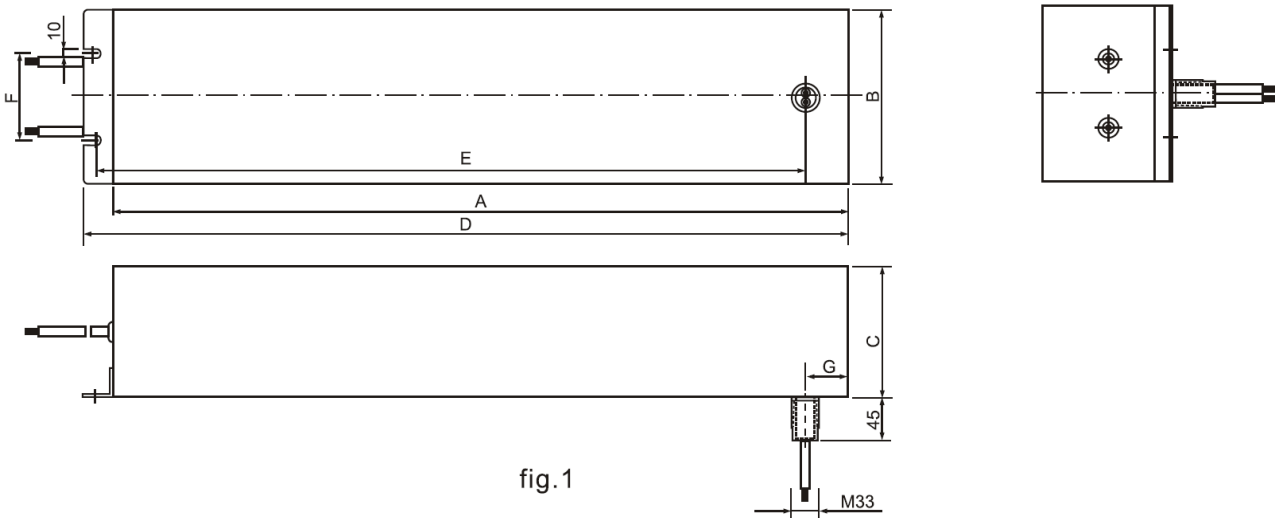
High Performance Power Line Filters for RF Shielded Rooms

10 GHz VERSIONS

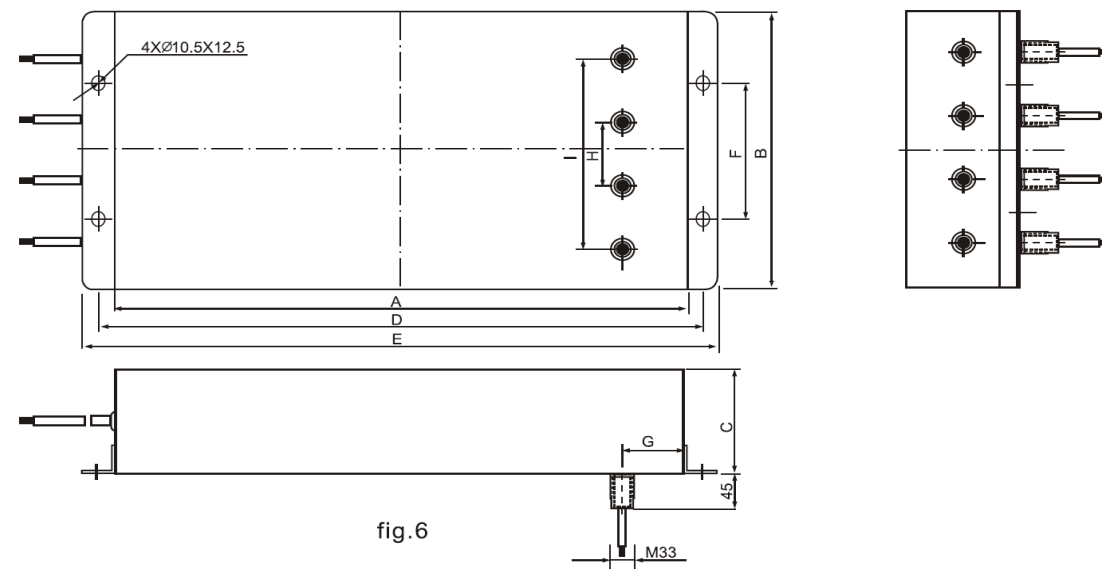
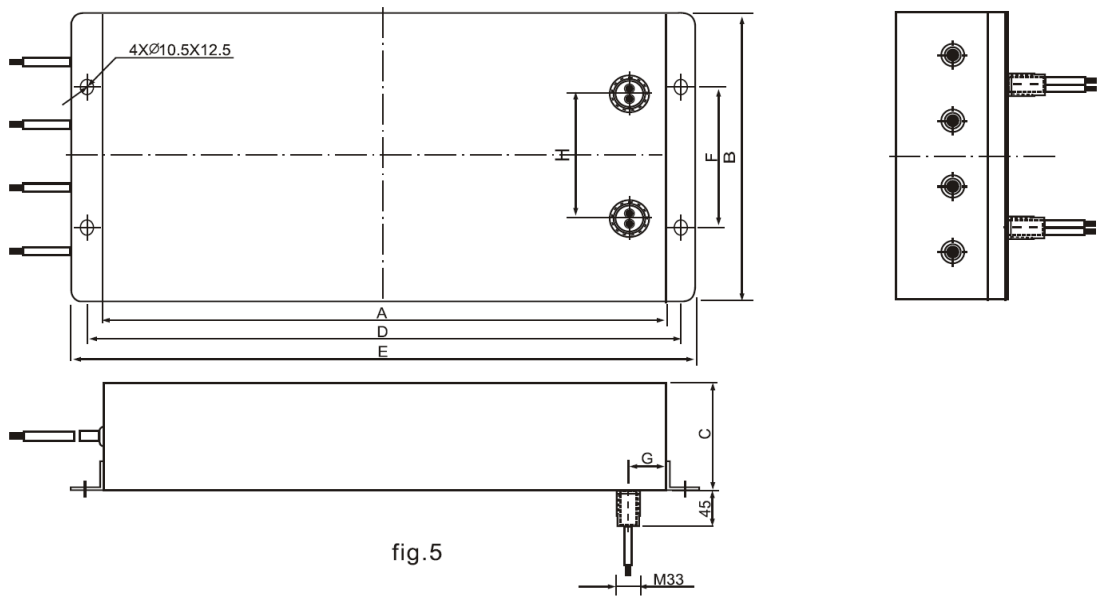
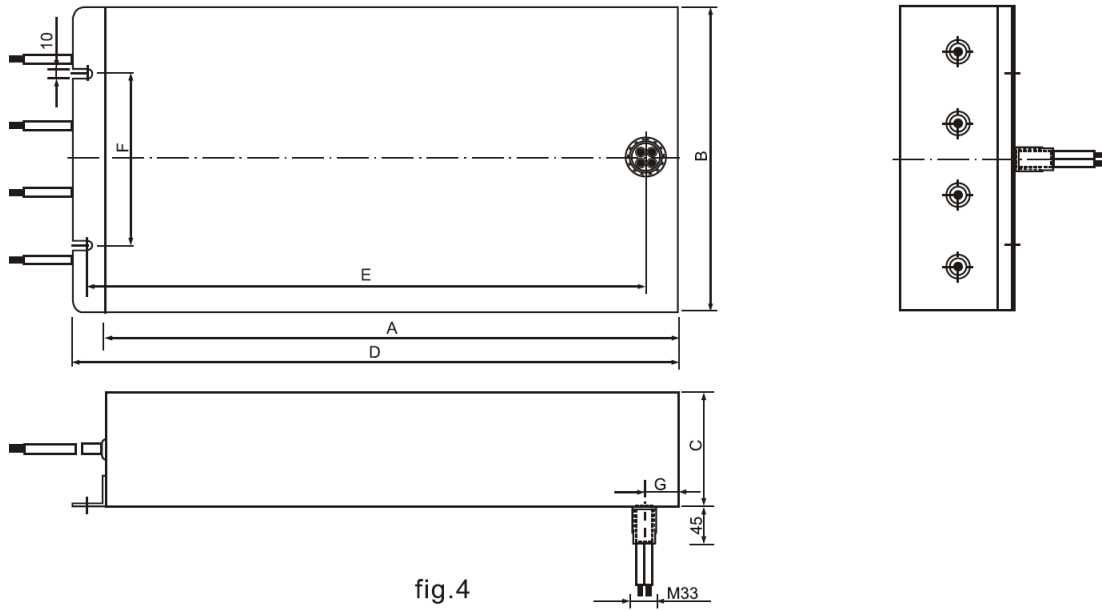
Type	I _R (A)	I leakage (A)	Dim. Diagram	Insertion loss (dB)
DL-2160A-C1-2	2 X 16	0.2	1	100dB, 14K-10GHz
DL-2320A-C1-2	2 X 32	0.2	1	100dB, 14K-10GHz
DL-2500A-C1-2	2 X 50	0.2	1	100dB, 14K-10GHz
DL-2630A-C1-2	2 X 63	0.2	1	100dB, 14K-10GHz
DL-2700A-C1-2	2 X 70	0.2	1	100dB, 14K-10GHz
DL-2101A-C1-2	2 X 100	0.5	2	100dB, 14K-10GHz
DL-2151A-C1-2	2 X 150	1	3	100dB, 14K-10GHz
DL-2201A-C1-2	2 X 200	1	3	100dB, 14K-10GHz
DL-2301A-C1-2	2 X 300	1	3	100dB, 14K-10GHz
DL-2451A-C1-2	2 X 450	1	3	100dB, 14K-10GHz
DL-4160A-C1-2	4 X 16	0.2	4	100dB, 14K-10GHz
DL-4320A-C1-2	4 X 32	0.2	4	100dB, 14K-10GHz
DL-4500A-C1-2	4 X 50	0.2	4	100dB, 14K-10GHz
DL-4630A-C1-2	4 X 63	0.2	4	100dB, 14K-10GHz
DL-4700A-C1-2	4 X 70	0.2	4	100dB, 14K-10GHz
DL-4101A-C1-2	4 X 100	0.5	5	100dB, 14K-10GHz
DL-4151A-C1-2	4 X 150	1	6	100dB, 14K-10GHz
DL-4201A-C1-2	4 X 200	1	6	100dB, 14K-10GHz
DL-4301A-C1-2	4 X 300	1	6	100dB, 14K-10GHz
DL-4451A-C1-2	4 X 450	1	6	100dB, 14K-10GHz
DL-2160A-B1-2	2 X 16	0.2	1	100dB, 100K-10GHz
DL-2320A-B1-2	2 X 32	0.2	1	100dB, 100K-10GHz
DL-2500A-B1-2	2 X 50	0.2	1	100dB, 100K-10GHz
DL-2630A-B1-2	2 X 63	0.2	1	100dB, 100K-10GHz
DL-2700A-B1-2	2 X 70	0.2	1	100dB, 100K-10GHz
DL-2101A-B1-2	2 X 100	0.5	2	100dB, 100K-10GHz
DL-2151A-B1-2	2 X 150	1	3	100dB, 100K-10GHz
DL-2201A-B1-2	2 X 200	1	3	100dB, 100K-10GHz
DL-2301A-B1-2	2 X 300	1	3	100dB, 100K-10GHz
DL-2451A-B1-2	2 X 450	1	3	100dB, 100K-10GHz
DL-4160A-B1-2	4 X 16	0.2	4	100dB, 100K-10GHz
DL-4320A-B1-2	4 X 32	0.2	4	100dB, 100K-10GHz
DL-4500A-B1-2	4 X 50	0.2	4	100dB, 100K-10GHz
DL-4630A-B1-2	4 X 63	0.2	4	100dB, 100K-10GHz
DL-4700A-B1-2	4 X 70	0.2	4	100dB, 100K-10GHz
DL-4101A-B1-2	4 X 100	0.5	5	100dB, 100K-10GHz
DL-4151A-B1-2	4 X 150	1	6	100dB, 100K-10GHz
DL-4201A-B1-2	4 X 200	1	6	100dB, 100K-10GHz
DL-4301A-B1-2	4 X 300	1	6	100dB, 100K-10GHz
DL-4451A-B1-2	4 X 450	1	6	100dB, 100K-10GHz
DL-2160A-A1-2	2 X 16	0.2	1	70dB, 150K-10GHz
DL-2320A-1A-2	2 X 32	0.2	1	70dB, 150K-10GHz
DL-2500A-A1-2	2 X 50	0.2	1	70dB, 150K-10GHz
DL-2630A-1A-2	2 X 63	0.2	1	70dB, 150K-10GHz
DL-2700A-A1-2	2 X 70	0.2	1	70dB, 150K-10GHz
DL-4160A-A1-2	4 X 16	0.2	4	70dB, 150K-10GHz
DL-4320A-A1-2	4 X 32	0.2	4	70dB, 150K-10GHz
DL-4500A-A1-2	4 X 50	0.2	4	70dB, 150K-10GHz
DL-4630A-A1-2	4 X 63	0.2	4	70dB, 150K-10GHz
DL-4700A-A1-2	4 X 70	0.2	4	70dB, 150K-10GHz
DL-4101A-A1-2	4 X 100	0.5	5	70dB, 150K-10GHz
DL-4151A-A1-2	4 X 150	1	6	70dB, 150K-10GHz
DL-4201A-A1-2	4 X 200	1	6	70dB, 150K-10GHz

High Performance Power Line Filters for RF Shielded Rooms

OUTLINE DRAWING



High Performance Power Line Filters for RF Shielded Rooms



High Performance Power Line Filters for RF Shielded Rooms

DIMENSIONS (mm)

Type	A	B	C	D	E	F	G	H	I
DL-2160A-A1-*	380	160	140	400	360	100	30		
DL-2320A-A1-*									
DL2500A-A1-*									
DL-2630A-A1-*									
DL-2700A-A1-*									
DL-2160A-B1-*	600	160	120	635	585	100	35		
DL-2320A-B1-*									
DL2500A-B1-*									
DL-2630A-B1-*									
DL-2700A-B1-*									
DL-2101A-B1-*	660	160	150	690	720	100	35		
DL-2151A-B1-*	880	260	150	910	940	160	60	140	
DL-2201A-B1-*									
DL-2301A-B1-*	1200	260	200	1230	1260	160	75	140	
DL-2451A-B1-*									
DL-2160A-C1-*	770	160	120	805	775	100	35		
DL-2320A-C1-*									
DL-2500A-C1-*									
DL-2630A-C1-*									
DL-2700A-C1-*									
DL-2101A-C1-*	850	200	150	880	910	100	50		
DL-2151A-C1-*	1000	260	150	1030	1060	160	50	140	
DL-2201A-C1-*									
DL-2301A-C1-*	1400	260	200	1430	1460	160	75	140	
DL-2451A-C1-*									
DL-4160A-A1-*	380	320	140	400	360	180	30		
DL-4320A-A1-*									
DL4500A-A1-*									
DL-4630A-A1-*									
DL-4700A-A1-*									
DL-4101A-A1-*	540	320	150	570	600	180	50	160	210
DL-4151A-A1-*	540	320	150	570	600	180	50	70	210
DL-4201A-A1-*									
DL-4160A-B1-*	600	320	120	635	585	180	35		
DL-4320A-B1-*									
DL4500A-B1-*									
DL-4630A-B1-*									
DL-4700A-B1-*									
DL-4101A-B1-*	660	320	150	690	720	180	35	160	
DL-4151A-B1-*	880	400	150	910	940	200	60	100	300
DL-4201A-B1-*									
DL-4301A-B1-*	1200	400	200	1230	1260	200	75	100	300
DL-4451A-B1-*									
DL-4160A-C1-*	880	320	120	915	865	180	35		
DL-4320A-C1-*									
DL-4500A-C1-*									
DL-4630A-C1-*									
DL-4700A-C1-*									
DL-4101A-C1-*	880	320	150	910	940	180	35	160	
DL-4151A-C1-*	1000	400	150	1030	1060	200	50	100	300
DL-4201A-C1-*									
DL-4301A-C1-*	1400	400	200	1430	1460	200	75	100	300
DL-4451A-C1-*									