



J Series



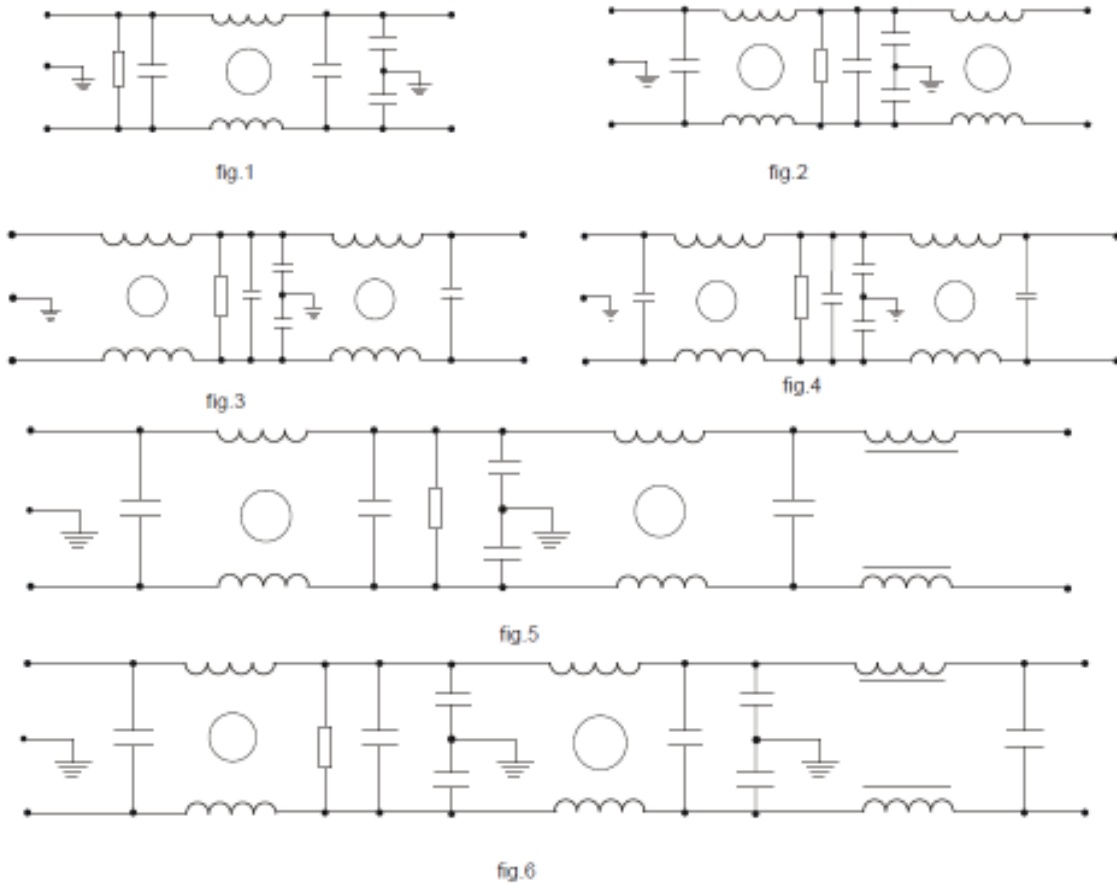
- Military rated filters with operating temperature < - 55 °C.
- Meets GJB151A/152A standards.

TECHNICAL DATA

Rated Voltage	250 VAC	80VDC
Operating Frequency	0~400Hz	DC
Test Voltage (1min)	1500 VDC (line/line) 1500 VAC (line/ground)	400 VDC (line/line) 700 VDC (line/ground)
Temperature Range	-55°C ~ +85°C	

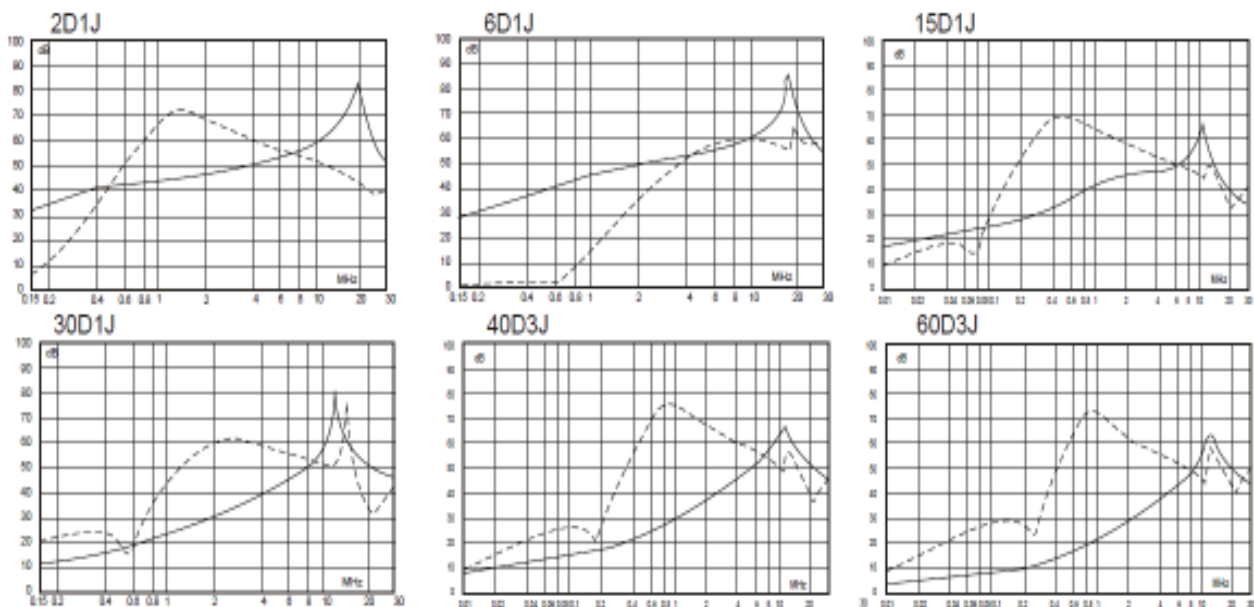
Model	Terminal		Rated Current (A)	Ground Capacitance (nF)	Leakage Current ≤ (mA)	Discharge Resistance (MΩ)	Circuit Diagram fig.	Dimension fig.
	Input	Output						
DL-2D1J	Spade	Terminal	2	6.8	1.0	1.5	1	A2
DL-6D1J	Spade	Terminal	6	3.3	0.5		1	A2
DL-15D1J	Threaded	Stud	15	5.0	0.8	0.68	1	D2
DL-30D1J	Threaded	Stud	30	5.0	0.8	1.0	1	D1
DL-40D3J	Threaded	Stud	40	5.0	0.8	0.68	1	E2
DL-60D3J	Threaded	Stud	60	5.0	0.8	0.68	1	E2
DL-3T11J	Spade	Terminal	3	5.0	0.8	1.5	2	A4
DL-6T1J	Spade	Terminal	6	3.3	0.5	1.0	3	A4
DL-10T1J	Spade	Terminal	10	3.3	0.5	1.5	4	A3
DL-10TH1J	Threaded	Stud	10	5.0	0.8	0.68	5	F3
DL-20TH1J	Threaded	Stud	20	5.0	0.8	0.68	5	G3
DL-30TH1J	Threaded	Stud	30	3.3	0.5	1.0	6	G3
DL-40TH1J	Threaded	Stud	40	5.0	0.8	0.68	5	G5
DL-80T1J	Threaded	Stud	80	5.0	0.8	1.0	4	G6
DL-3F3J	Spade	Terminal	3	22	-		1	B2
DL-6F1J	Spade	Terminal	6	22	-		1	A4
DL-30F1J	Spade	Terminal	30	22	-		1	D2
DL-50F3J	Threaded	Stud	50	22	-		1	E2
DL-80F3J	Threaded	Stud	80	22	-		1	E5
DL-100F3J	Threaded	Stud	100	22	-		1	E5

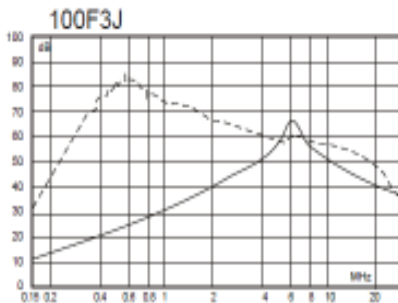
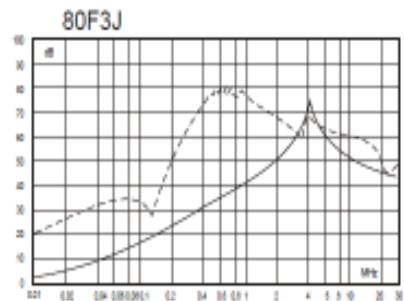
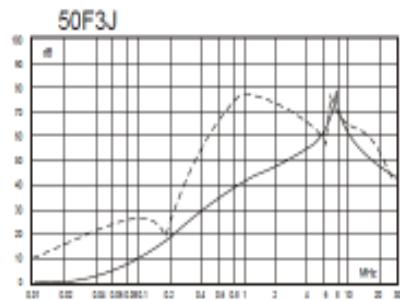
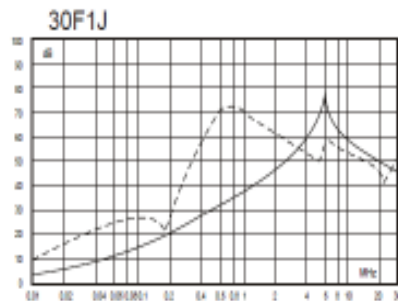
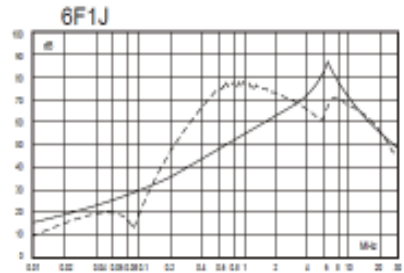
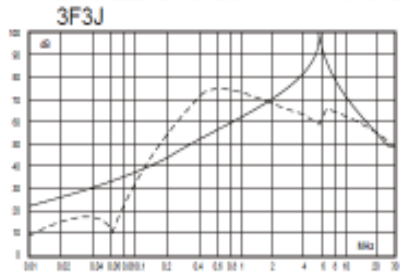
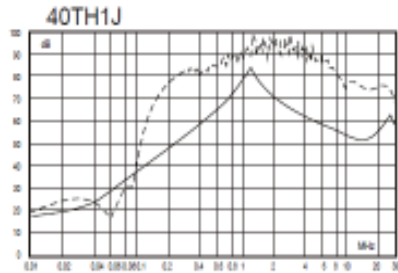
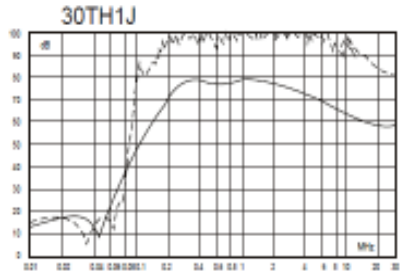
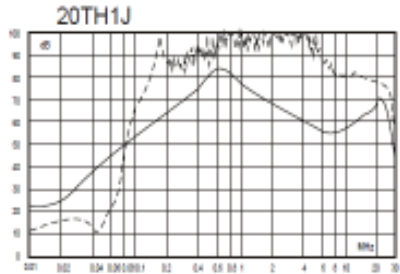
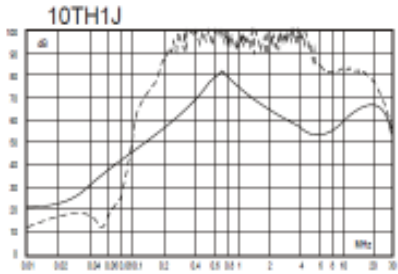
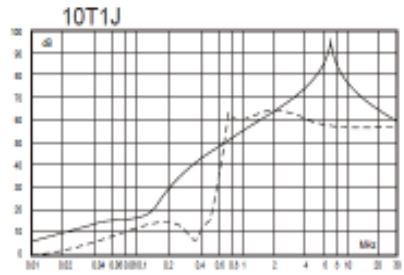
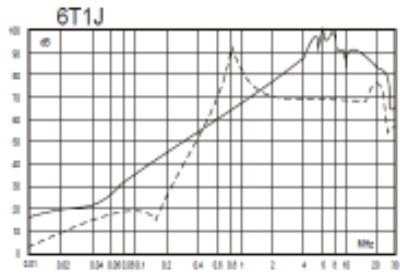
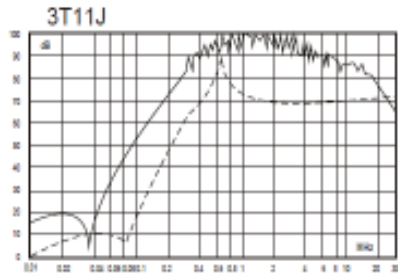
TYPICAL CIRCUIT DIAGRAM



INSERTION LOSS

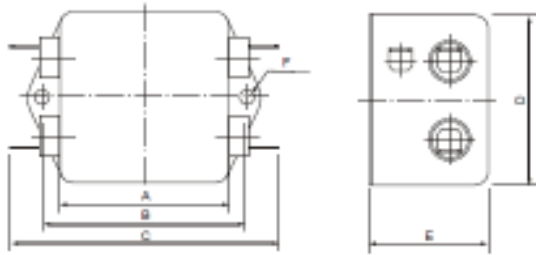
(50Ω, IEC/CISPR No 17, Measured in 50Ω system, as IEC/CISPR No. 17)





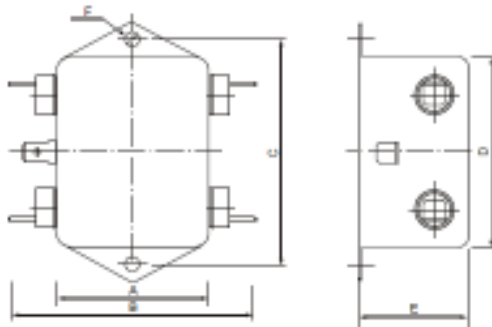
— (Common Mode)
 - - - (Differential Mode)

DIMENSIONS (mm)



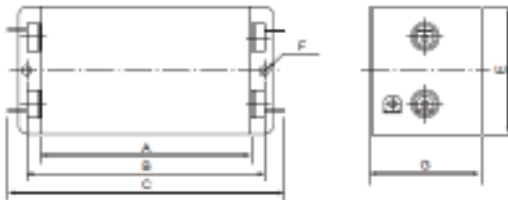
A...

	A	B	C	D	E	F
A1	44	55	74	30	20	3.8×5.2
A2	52	63	82	52	37	Φ4.5
A3	63.5	74.5	93.5	50.5	27	Φ4.5
A4	63.5	74.5	93.5	50.5	36	Φ4.5
A5	63.5	74.5	93.5	50.5	46	Φ4.5
A6	73	87	103	57	45	4.5×6.5



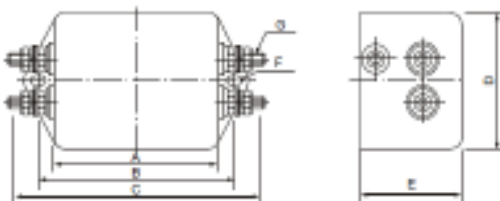
B...

	A	B	C	D	E	F
B1	32	62	54	46	22	Φ3.8
B2	50.5	80.5	74.5	63.5	36	Φ4.5



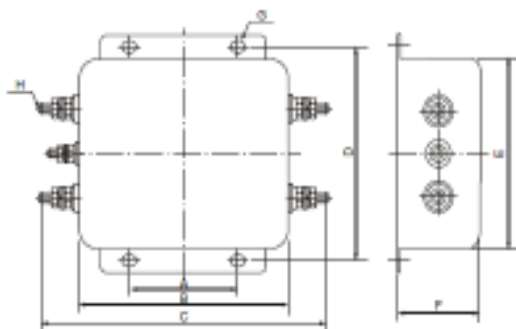
C...

	A	B	C	D	E	F
C1	95	107	125	57	50	Φ4.5
C2	120	132	150	57	50	Φ4.5



D...

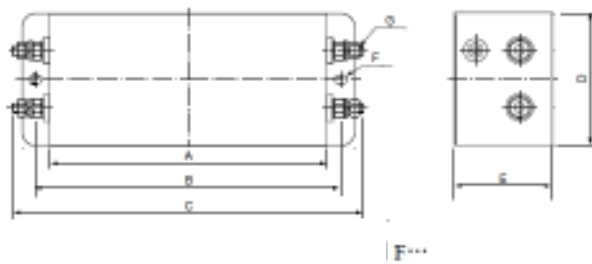
	A	B	C	D	E	F	G
D1	63.5	74.5	99.5	50.5	36	Φ4.5	M4
D2	73	87	109	57	45	4.5×6.5	M4
D3	90	105	126	80	45	4.5×6.5	M4
D4	94	103	136	57.5	45.5	4.5×6.0	M5



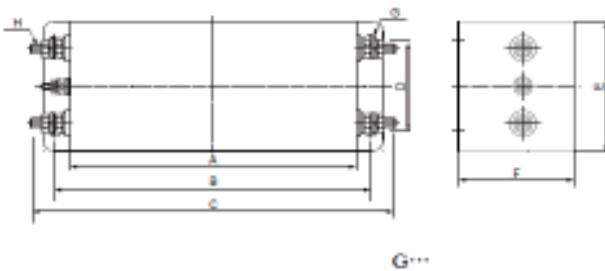
E...

	A	B	C	D	E	F	G	H
E1	50.8	98.5	138	95.3	84	38.5	4.5×6.5	M4
E2	50.8	98.5	160	95.3	84	38.5	4.5×6.5	M6
E3	50	96	156	95	80	42	4.5×6.5	M8
E4	80	120	180	115	100	50	4.5×6.5	M6
E5	80	120	180	115	100	50	4.5×6.5	M8

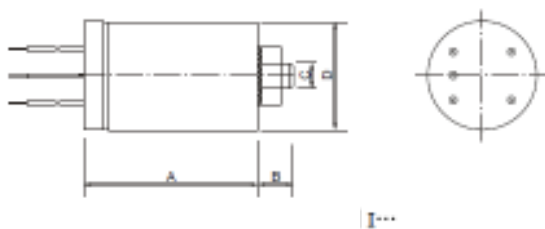
DIMENSIONS (mm) cont.



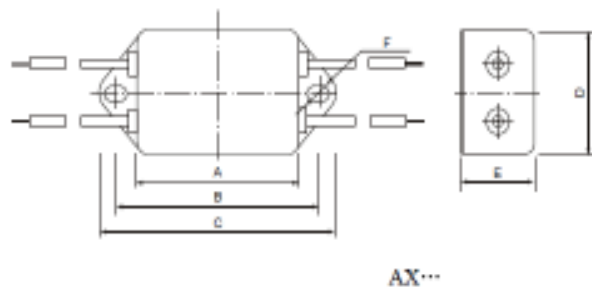
	A	B	C	D	E	F	G
F1	85	97	123	67	50	Φ4.5	M4
F2	135	142.5	196	51	38	Φ4.5	M6
F3	144	158.5	182	69	51	4.5×6.5	M4
F4	144	158.5	182	69	51	4.5×6.5	M5
F5	144	158.5	210	69	51	4.2×6.0	M6



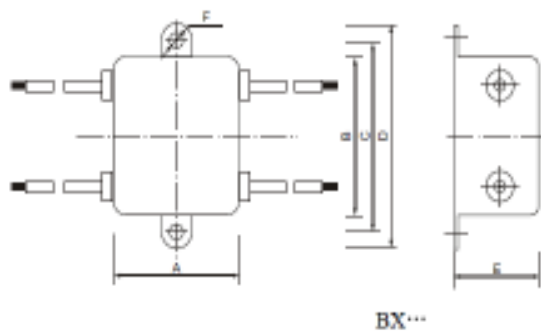
	A	B	C	D	E	F	G	H
G1	100	115	162	60	70	60	4.5×6.5	M6
G2	130	144	192	58	70	60	4.5×7.0	M6
G3	160	184	202	60	86	58	6.4×9.4	M4
G4	160	184	235	112	140	80	6.4×9.4	M10
G5	220	243	282	70	100	90	6.4×9.4	M6
G6	220	243	282	96	125	90	6.4×9.4	M8
G7	160	184	235	112	140	80	6.4×9.4	M8



	A	B	C	D
I1	54	11	M8	Φ34
I2	80	12	M8	Φ50
I3	73	10	M8	Φ42
I4	58	12	M8	Φ38

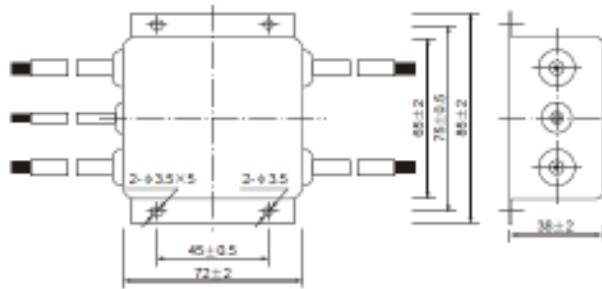


	A	B	C	D	E	F
AX1	32	42	48	24	20	3.5×4.5
AX2	44	55	64	30	20	3.8×5.2
AX3	46	54	62	32	22	3.8×5.2
AX4	63.5	74.5	85	50.5	36	Φ4.5

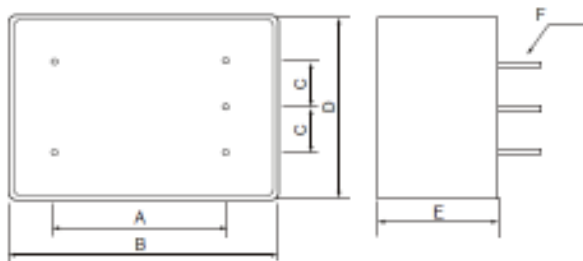


	A	B	C	D	E	F
BX1	44	30	39	49	20	3.5×5.5
BX2	32	46	54	62	22	Φ3.8
BX3	44	50	60	70.5	28.5	Φ4.8

DIMENSIONS (mm) cont.



EX1...



H...

	A	B	C	D	E	F
H1	16	25	8	25	15	5×Φ1
H2	16	25	8	25	20	5×Φ1
H3	30	44	7.5	30	20	5×Φ1
H4	35.5	49	11.5	35	27	5×Φ1
H5	27	64	12.5	51	36	5×Φ2
H6	32	44	9.5	30	20	5×Φ1
H7	19.8	25.5	9.9	25.5	10.5	5×Φ1
H8	32	45	9.5	28	14	5×Φ1
H9	20	37	10	37	20	5×Φ1
H10	60	73	20	56	28	5×Φ1.5
H11	60	80	20	56	32	5×Φ1.5
H12	52	17.5	17.5	59	28	5×Φ2.0
H13	52	17.5	17.5	64	28	5×Φ2.0

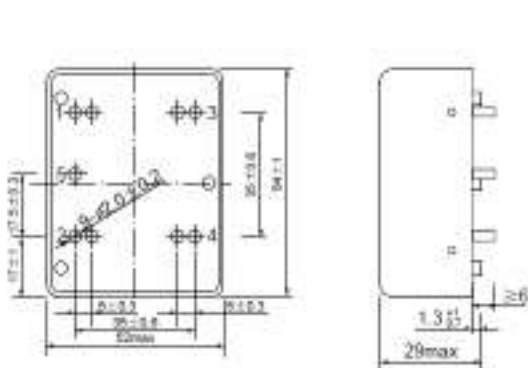


图 H14...

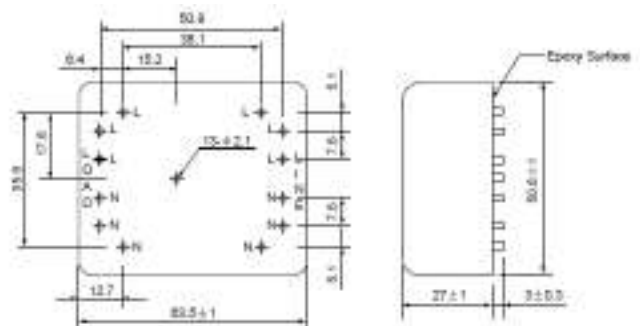
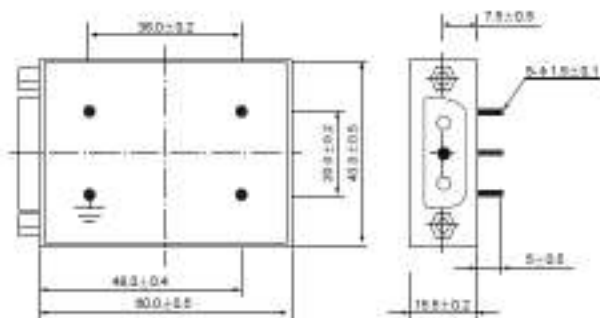
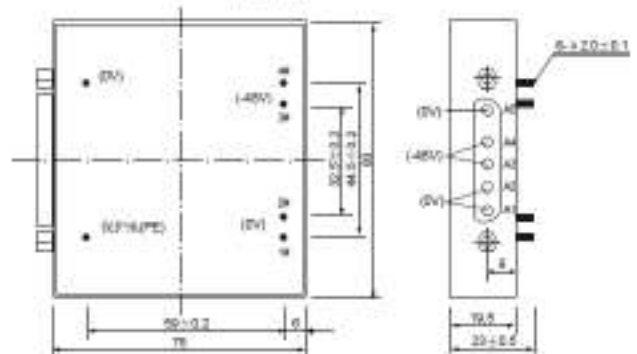


图 H15...

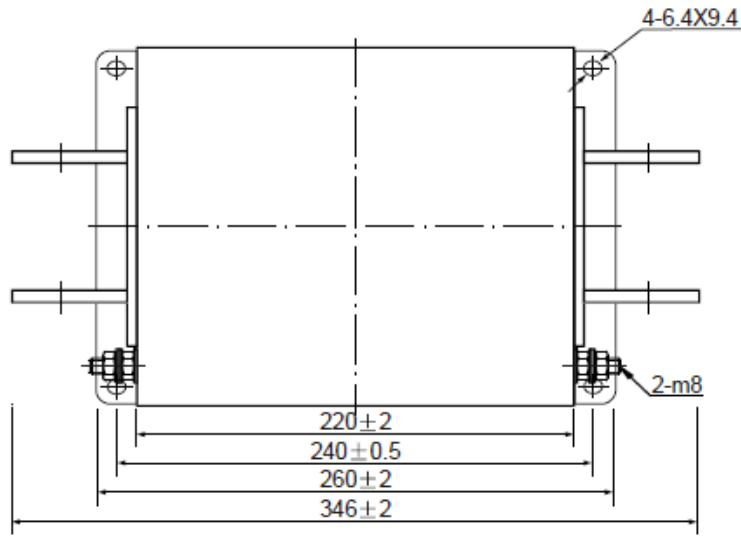


H16...

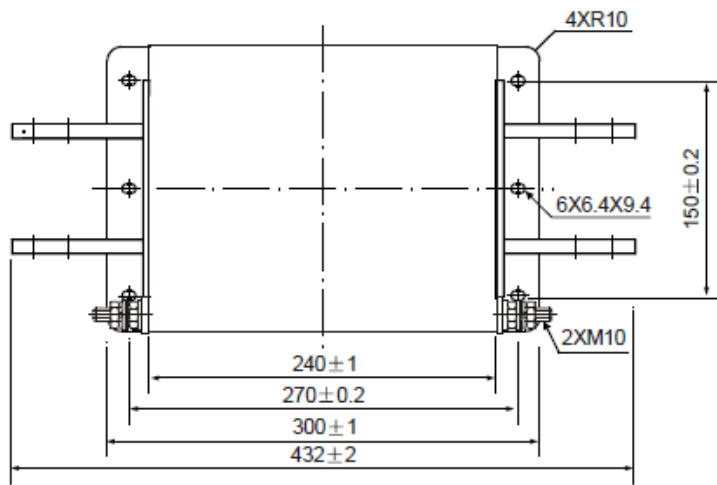
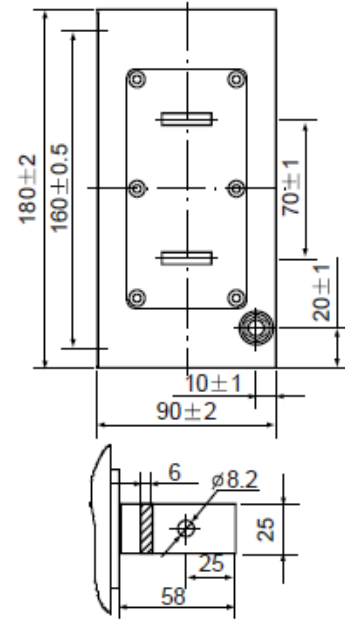


H17...

DIMENSIONS (mm) cont.



J1...



J2...

