

# DL Series EMC Filters

Compliance Engineering's DL Series EMC Filters are high performance power line filters with exceptional insertion loss and super low leakage current. These filters are ideal for RF shielded enclosure applications where low ground current leakage is required.



Technical Data	
<b>Rated Voltage:</b>	250VAC ( 2 line filter) 440 VAC (4 line filter, L-L)
<b>Operating Frequency:</b>	50/60Hz
<b>Test Voltage (2 sec):</b>	1200VDC (line to ground)
<b>Voltage Drop / phase <math>\Delta V</math>:</b>	<1% (of $V_R$ at 50Hz)
<b>Climatic Conditions:</b>	25/070/21

Model	$I_R$ (A)	$P_D$ (W)	$I_{Leakage}$ (A)	Insertion Loss (dB)	Dimension Diagram
DL-2160A-C1-1	2x16	<30	0.2	100dB, 14k-40GHz	1
DL-2320A-C1-1	2x32	<40	0.2	100dB, 14k-40GHz	1
DL-2630A-C1-1	2x63	<50	0.2	100dB, 14k-40GHz	1
DL-2101A-C1-1	2x100	<70	0.2	100dB, 14k-40GHz	1
DL-4160-C1-1	4x16	<40	0.2	100dB, 14k-40GHz	2
DL-4320A-C1-1	4x32	<60	0.2	100dB, 14k-40GHz	2
DL-4630A-C1-1	4x63	<70	0.2	100dB, 14k-40GHz	2
DL-4101A-C1-1	4x100	<100	0.5	100dB, 14k-40GHz	3
DL-2160-B1-1	2x16	<30	0.2	100dB, 14k-40GHz	1
DL-2320-B1-1	2x32	<40	0.2	100dB, 14k-40GHz	1
DL-2630A-B1-1	2x63	<50	0.2	100dB, 14k-40GHz	1
DL-2101A-B1-1	2x100	<70	0.2	100dB, 14k-40GHz	1
DL-4160A-B1-1	4x16	<40	0.2	100dB, 14k-40GHz	2
DL-4320A-B1-1	4x32	<60	0.2	100dB, 14k-40GHz	2
DL-4630A-B1-1	4x63	<70	0.2	100dB, 14k-40GHz	2
DL-4101A-B1-1	4x100	<100	0.5	100dB, 14k-40GHz	3

Model	I <sub>R</sub> (A)	P <sub>D</sub> (W)	I <sub>Leakage</sub> (A)	Insertion Loss (dB)	Figure
DL-2160A-C1-2	2x16	<30	0.2	100dB, 14k-10GHz	1
DL-2320A-C1-2	2x32	<40	0.2	100dB, 14k-10GHz	1
DL-2630A-C1-2	2x63	<50	0.2	100dB, 14k-10GHz	1
DL-2101A-C1-2	2x100	<70	0.2	100dB, 14k-10GHz	1
DL-4160-C1-2	4x16	<40	0.2	100dB, 14k-10GHz	2
DL-4320A-C1-2	4x32	<60	0.2	100dB, 14k-10GHz	2
DL-4630A-C1-2	4x63	<70	0.2	100dB, 14k-10GHz	2
DL-4101A-C1-2	4x100	<100	0.5	100dB, 14k-10GHz	3
DL-2160-B1-2	2x16	<30	0.2	100dB, 14k-10GHz	1
DL-2320-B1-2	2x32	<40	0.2	100dB, 14k-10GHz	1
DL-2630A-B1-2	2x63	<50	0.2	100dB, 14k-10GHz	1
DL-2101A-B1-2	2x100	<70	0.2	100dB, 14k-10GHz	1
DL-4160A-B1-2	4x16	<40	0.2	100dB, 14k-10GHz	2
DL-4320A-B1-2	4x32	<60	0.2	100dB, 14k-10GHz	2
DL-4630A-B1-2	4x63	<70	0.2	100dB, 14k-10GHz	2
DL-4101A-B1-2	4x100	<100	0.5	100dB, 14k-10GHz	3

### Outline Drawings and Dimension (mm)

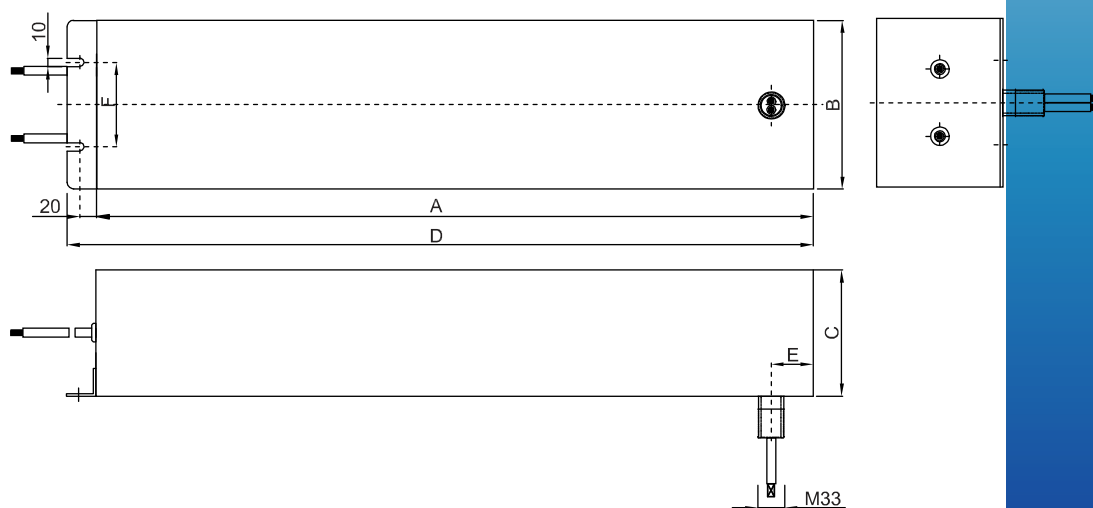
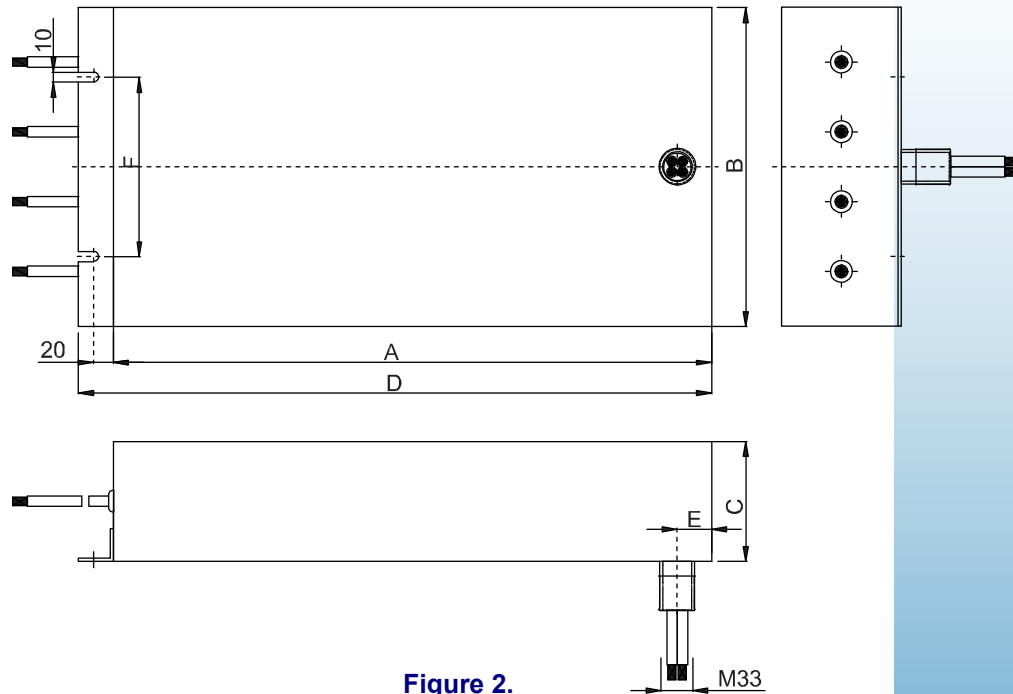
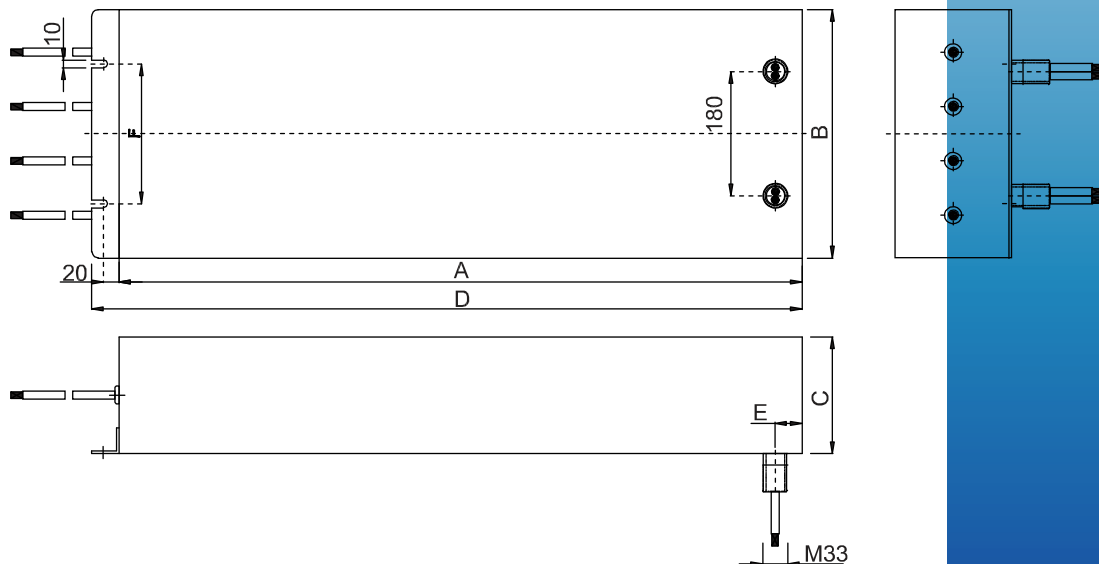


Figure 1.



**Figure 2.**



**Figure 3.**

Model	A (mm)	B (mm)	C (mm)	D (mm)	E (mm)	F (mm)
DL-2160A-C1	770	160	120	805	35	100
DL-2320A-C1	770	160	120	805	35	100
DL-2630A-C1	770	160	120	805	35	100
DL-2101A-C1	850	200	150	885	50	100
DL-2160-B1	600	160	120	635	35	100
DL-2320-B1	600	160	120	635	35	100
DL-2630A-B1	600	160	120	635	35	100
DL-2101A-B1	680	200	150	715	50	100
DL-4160-C1	880	320	120	915	35	180
DL-4320A-C1	880	320	120	915	35	180
DL-4630A-C1	880	320	120	915	35	180
DL-4101A-C1	880	320	150	915	35	180
DL-4160A-B1	600	320	120	635	35	180
DL-4320A-B1	600	320	120	635	35	180
DL-4630A-B1	600	320	120	635	35	180
DL-4101A-B1	680	320	150	715	35	180